


EXTRA HEAVY DUTY

DOUBLE SIDED REFLECTIVE FOAM INSULATION

HOME & SHED



MEDIUM VAPOUR BARRIER

## Product Code: TSTB4-30

Trade Select™ THERMALBRANE 4™ is an Extra Heavy Duty three-in-one reflective insulation, thermal break and medium vapour barrier. Trade Select™

THERMALBRANE 4™ is suitable for use in roof, wall and floor applications.

Designed to manage heat gain and heat loss, Trade Select™ THERMALBRANE 4™ offers superior thermal performance to conventional insulation, and reduces thermal bridging and conductivity between building elements.

Trade Select™ THERMALBRANE 4™ is ideal for use in residential homes and commercial sheds.

- ▶ Made with high-density XPE foam.
- ▶ Contributes a reflective R-value when installed adjacent to an air cavity.
- ▶ Effective in dampening noise.
- ▶ Water resistant, fire resistant.
- ▶ Fibre-free and non-allergenic.
- ▶ Rigorously tested by independent recognised accredited laboratories in compliance with AS/NZS 4859.1:2006 to ensure all product claims are met.

## Construction

Trade Select™ THERMALBRANE 4™ is made with aluminium foil laminates with reflectivity of 97% and emissivity of 0.03 to one side and 95% reflectivity and emissivity of 0.05 to the other, in compliance with ASTM Standard E 408-71 (Re-approved 2002). At its core is 4 mm of chemically cross-linked, closed-cell high-density XPE foam.

Ametalin utilises Advanced Laminating Technology; the polymer adhesive remains tacky for an indefinite period and provides superior resistance to heat, fire and delamination.

## Declared Total System R-values for Typical Systems\*

Trade Select™ THERMALBRANE 4™ has a material R-value of R0.1. When it is incorporated into typical construction systems, the following thermal performance can be achieved:

### ROOFS

			WINTER	SUMMER
<b>Residential Tile Roof</b>	22° pitched roof with flat ceiling ventilated	CALC. REF: 12267	R <sub>T</sub> 1.1	R <sub>T</sub> 2.7
<b>Residential Tile Roof</b>	22° pitched roof with flat ceiling unventilated	CALC. REF: 12166	R <sub>T</sub> 1.4	R <sub>T</sub> 2.4
<b>Residential Metal Roof</b>	22° pitched roof with flat ceiling unventilated	CALC. REF: 12100	R <sub>T</sub> 1.3	R <sub>T</sub> 2.3
<b>Residential Metal Roof</b>	22° pitched roof with raked ceiling unventilated	CALC. REF: 12241	R <sub>T</sub> 1.3	R <sub>T</sub> 3.6
<b>Commercial or Shed Roof</b>	5° metal roof with no ceiling	CALC. REF: 299w382c	R <sub>T</sub> 0.9	R <sub>T</sub> 1.9
<b>Commercial or Shed Roof</b>	5° metal roof 100 mm ceiling	CALC. REF: 299w380	R <sub>T</sub> 1.4	R <sub>T</sub> 3.1
<b>Commercial or Shed Roof</b>	5° metal roof 1000 mm ceiling	CALC. REF: 299w381c	R <sub>T</sub> 1.3	R <sub>T</sub> 4.5

### WALLS

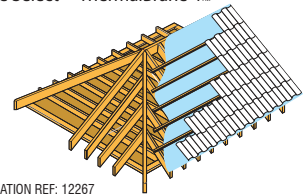
<b>Steel Stud Framed Wall</b>	90 mm studs lined with 10 mm plasterboard	CALC. REF: 12257	R <sub>T</sub> 1.7	R <sub>T</sub> 1.5
<b>Steel Stud Framed Wall</b>	90 mm studs	CALC. REF: 299w44c	R <sub>T</sub> 1.2	R <sub>T</sub> 1.0
<b>Brick Veneer Wall</b>	90 mm studs	CALC. REF: 299w371c	R <sub>T</sub> 2.1	R <sub>T</sub> 1.8
<b>Double Brick Cavity Wall</b>		CALC. REF: 299w3811c	R <sub>T</sub> 2.1	R <sub>T</sub> 1.9

\* The contribution of this product to the total system R-value depends on installation and environmental conditions. The R-values will be reduced in the event of the accumulation of dust on upward facing surfaces and in those cavities that are ventilated.

## DECLARED TOTAL SYSTEM R-VALUES\*

### TILE ROOF

22° pitched tile roof, ventilated attic, plasterboard ceiling, with one layer of Trade Select™ ThermalBrane 4™

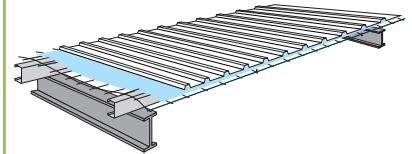


CALCULATION REF: 12267

WINTER R<sub>T</sub>1.1 SUMMER R<sub>T</sub>2.7

### COMMERCIAL / SHED ROOF

5° pitched metal roof, no ceiling with of Trade Select™ ThermalBrane 4™

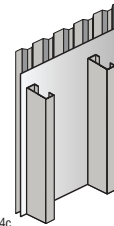


CALCULATION REF: 299/382c

WINTER R<sub>T</sub>0.9 SUMMER R<sub>T</sub>1.9


### COMMERCIAL / SHED WALL

Stud framed wall with one layer of Trade Select™ ThermalBrane 4™



CALCULATION REF: 299w44c

WINTER R<sub>T</sub>1.2 SUMMER R<sub>T</sub>1.0



TSTB4-30

## Classification

Trade Select™ THERMALBRANE 4™ classifications in accordance with AS/NZS 4200.1:1994 and AS/NZS 4859.1:2006

PRODUCT	Trade Select™ THERMALBRANE 4™		AS/NZS 4200.1:1994
FLAMMABILITY INDEX	AS 1530.2-1993	Low	Low ≤ 5
THERMAL RESISTANCE	ASTMC518	R0.1	
DUTY	AS/NZS 4200.1:1994	Extra Heavy	Classification
EMITTANCE	AS/NZS 4201.5:1994	Bright side: 0.03 Anti-glare side: 0.05	Value
REFLECTIVITY		Bright side: 97% Anti-glare side: 95%	Value
RESISTANCE TO WATER PENETRATION	AS/NZS 4201.4:1994	High	Pass
VAPOUR BARRIER	ASTM E96	Medium, PROCEDURE B, WET CUP TEST	Classification
MACHINE DIRECTION TENSILE STRENGTH	AS 1301.448s-91	15.6 kN/m	Min 13.0 kN/m
LATERAL DIRECTION TENSILE STRENGTH	AS 1301.448s-91	14.8 kN/m	Min 10.5 kN/m
MACHINE DIRECTION EDGE TEAR	TAPPI T 470 om-89	853 N	Min 90 N
LATERAL DIRECTION EDGE TEAR	TAPPI T 470 om-89	804 N	Min 90 N
RESISTANCE TO DRY DELAMINATION	AS/NZS 4201.1:1994	Pass	Pass
RESISTANCE TO WET DELAMINATION	AS/NZS 4201.2:1994	Pass	Pass
SHRINKAGE	AS/NZS 4201.3:1994	< 0.1%	< 0.5%
SURFACE WATER ABSORBENCY	AS/NZS 4201.4:1994	Unclassified	Classification

PRODUCT CODE:	TSTB4-30
THICKNESS:	4 mm
ROLL SIZE:	1500 mm x 20 m (30m <sup>2</sup> )
WEIGHT:	10.8 kg

WATER VAPOUR TRANSMISSION RATE: 1.7 g/m<sup>2</sup>·24hr (23°C, 50% RH)

AMETALIN CLASSIFICATION: MEDIUM VAPOUR BARRIER

## NCC/BCA Compliant

Trade Select™ THERMALBRANE 4™ complies with AS/NZS 4859.1:2002/Amtd 1:2006 and AS/NZS 4200.1:1994, and therefore meets all the requirements of the *National Construction Code* and *Building Code of Australia* for insulation and pliable building membranes.

## BUSHFIRE ATTACK LEVELS

Trade Select™ THERMALBRANE 4™ complies with AS 3959-2009 *Construction of buildings in bushfire-prone areas* for use in wall systems BAL – LOW to BAL – FZ.

## Total System R-values

R-values apply to typical conditions for mainland Australian capital cities and have been calculated in accordance with AS/NZS 4859.1:2002/Amtd 1:2006. For detailed design of building systems, seek advice based on actual site conditions from a qualified licensed engineer.

## Reflectivity

Trade Select™ THERMALBRANE 4™ is made with aluminium foil laminates with reflectivity of 97% and emissivity of 0.03 to one side and 95% reflectivity and emissivity of 0.05 to the other, in compliance with *ASTM Standard E 408-71 (Re-approved 2002)*.

## Storage

This product should be stored upright and under cover in a clean, dry place in the pack provided.

## Dimensions

Trade Select™ THERMALBRANE 4™ is sold in sizes:  
1500 mm x 20 m (30 m<sup>2</sup>)    1500 mm x 6.67 m (10 m<sup>2</sup>)

## Specification Notes

When specifying, state the following:

**Product Name: Trade Select™ THERMALBRANE 4™**

The insulation to be installed shall be Trade Select Ametalin THERMALBRANE 4™ double sided reflective, fibre-free thermo-reflective insulation, comprised of cross-linked, closed-cell core XPE foam with anti-glare foil facing on one side and plain foil facing on the other side, thermal resistance R0.1. Product is manufactured by Ametalin and shall be installed in accordance with AS/NZS 4200.2: 1994 *Pliable Building Membranes and Underlays, Part 2: Installation Requirements*.

Emittance Bright Side: 0.03, Anti-glare Side: 0.05

Water Vapour Transmission (WVT): 1.7 g/m<sup>2</sup>·24hr

Vapour Resistance: 73.38 MN·s/g

Vapour Barrier Classification: Medium

Water Barrier Classification: High

Duty: Extra Heavy in accordance with AS/NZS 4200.1:1994

AUSTRALIAN DESIGNED, AUSTRALIAN OWNED. Manufactured by: AMETALIN 41-43 Birralee Road Regency Park SA 5010 T: +61 8 8347 0941 F: +61 8 8347 0915 E: info@tradeselect.co W: tradeselect.co © 2014 Ametalin All Rights Reserved. Ametalin is a division of Amalgamated Metal Industries Pty. Ltd. Product information in this publication and otherwise supplied to users is based on our general experience and is given in good faith, but due to factors outside our knowledge and control which may affect the use of products, no warranty is given or implied with respect to this information or the product itself regarding the suitability of the product for any particular purpose. The usage of this and other building membranes will affect moisture migration in the building element. The purchaser should independently determine the suitability of the product for the intended purpose. For large projects with complex air-conditioning and condensation issues, designers may wish to contact our technical department. Amalgamated Metal Industries Pty. Ltd. reserves the right to amend product specifications without prior notice. Information provided is considered to be true and correct at the time of publication. DTE-42471-6

Distributed by:

**reflex**  
INSULATION

**South Australia / Northern Territory**  
Fax: (08) 8284 1293  
PO Box 77, Salisbury South BC SA 5106  
Warehouse: Churchill Rd North, Cavan SA  
Phone: **1300 720 185**

**Western Australia**  
Fax: (08) 9467 0570  
PO Box 1677, Canning Vale DC WA 6970  
Warehouse: Kurnall Road, Welshpool WA  
Email: **info@reflexinsulation.com.au**

## Health and Safety Information

Ametalin has assessed Trade Select™ THERMALBRANE 4™ according to the criteria outlined in the *National Occupational Health and Safety Commission (NOHSC):1008 (1998)* and *NOHSC: 1005 (1999)*. As a result of the assessment, this product is classified as non-hazardous according to the NOHSC criteria. To reduce risk of UV damage when installing this product, wear protective clothing, safety glasses and sunscreen, and work in the shade wherever practical.

## Installation

### ELECTRICAL SAFETY PRECAUTIONS - BEFORE YOU START:

**Ametalin stresses the importance of safe installation practices for foil-based insulation as critical to installer and consumer safety. Aluminium Foil Insulation Association Inc. (AFIA) has prepared Work Method Statements and Hazard Management forms to assist contractors and installers in safe installation of reflective insulation products. These documents are available under 2009 AFIA WMS & Hazard Management, at [www.afia.com.au/news/health-and-safety/](http://www.afia.com.au/news/health-and-safety/).**

Trade Select™ THERMALBRANE 4™ should be installed in accordance with *AS/NZS 4200.2: 1994 Pliable Building Membranes and Underlays, Part 2: Installation Requirements*.

### GENERAL

Trade Select™ THERMALBRANE 4™ is not designed to withstand prolonged direct exposure to the elements. Accordingly, the outer construction envelope should be installed without delay. Aluminium foil should not come into contact with wet concrete or mortar, as the aluminium is susceptible to alkali corrosion. If installed within 500 metres of the sea, or in a non-residential building where foil surfaces may be exposed to a corrosive atmosphere (including agricultural sheds), foil surfaces should face an enclosed, un-vented air space. To ensure optimum thermal insulation performance, as well as satisfactory durability, a 25 mm air space adjacent to the foil side of the product is recommended.

### ROOFS

In roofs, Trade Select™ THERMALBRANE 4™ is to be installed as a continuous membrane, blue anti-glare side facing out and laid loosely over rafters on 450 mm centres with a minimum drape of 40 mm. For larger rafter spacings in metal roofs, the drape should be increased proportionally. Joins must be overlapped by no less than 150 mm to facilitate drainage. *AS 3959-2009 Construction of buildings in bushfire-prone areas* requires that all sarking products be installed under roof battens. When Trade Select™ THERMALBRANE 4™ is used under tiles it must be installed under battens in order to comply with *AS/NZS 4200.2:1994*.

### FRAMED WALLS

In framed walls and gables, Trade Select™ THERMALBRANE 4™ should be installed horizontally as a continuous membrane by fixing to all framing members with the blue anti-glare side facing out and overlapped by no less than 150 mm to facilitate drainage. Trade Select™ THERMALBRANE 4™ should extend from the top plate to the bottom plate on concrete slabs or bearers in timber construction. Fixings are to be no more than 450 mm apart and should be galvanised clouts, or staples, for fastening

to timber construction and tech screws for fastening to steel constructions. In high wind areas, it is recommended to install using flat punched multi-point fasteners or cap screws. Horizontal, vertical and end overlaps must be 150 mm if not taped or 50 mm taped with Ametalin Insulation/Ducting Tape, with all top layers overlapping the outside of lower layers to prevent water ingress. Stagger any vertical overlaps. Any damage made to Trade Select™ THERMALBRANE 4™ during installation including holes and tears must be repaired.

Where Trade Select™ THERMALBRANE 4™ is intended to act as a vapour barrier, tape and seal all overlapped joins, penetrations and discontinuities with Ametalin Insulation/Ducting tape to prevent air movement. When Trade Select™ THERMALBRANE 4™ is installed as a sarking membrane, all penetrations shall be sealed or turned up to facilitate drainage around penetration. Ensure window and door openings are cut neatly and carefully and are properly fitted at flashing points. Trade Select™ THERMALBRANE 4™ shall be cut back from any hot flue to avoid being a fire hazard. This can be achieved by a clear space of at least 50 mm, or as recommended by the manufacturer of the flue and approved by the local authority.

### DOUBLE BRICK AND MASONRY CAVITY WALLS

After the inner leaf of the double brick or masonry cavity wall is laid, place Ametalin Cavity Spacers™ onto the brick ties via the vertical slit provided, with the white adhesive side facing outwards. Install one cavity spacer per square metre to ensure the required air space. Remove adhesive tape backing. Install Trade Select™ THERMALBRANE 4™ horizontally, cut slits through the pliable building membrane at all brick tie positions, and place Trade Select™ THERMALBRANE 4™ into position over the brick ties. Push the membrane and the cavity spacer into position against the inner back leaf.

### FLOORS

Adequate drainage provisions must be given for all floor applications. Contact our technical department for more information about use in floors.

AUSTRALIAN DESIGNED, AUSTRALIAN OWNED. Manufactured by: AMETALIN 41-43 Birrallee Road Regency Park SA 5010 T: +61 8 8347 0941 F: +61 8 8347 0915 E: [info@tradeselect.co](mailto:info@tradeselect.co) W: [tradeselect.co](http://tradeselect.co) © 2014 Ametalin All Rights Reserved. Ametalin is a division of Amalgamated Metal Industries Pty. Ltd. Product information in this publication and otherwise supplied to users is based on our general experience and is given in good faith, but due to factors outside our knowledge and control which may affect the use of products, no warranty is given or implied with respect to this information or the product itself regarding the suitability of the product for any particular purpose. The usage of this and other building membranes will affect moisture migration in the building element. The purchaser should independently determine the suitability of the product for the intended purpose. For large projects with complex air-conditioning and condensation issues, designers may wish to contact our technical department. Amalgamated Metal Industries Pty. Ltd. reserves the right to amend product specifications without prior notice. Information provided is considered to be true and correct at the time of publication. DTE-42471-6

Distributed by:

**reflex**  
INSULATION

**South Australia / Northern Territory**  
Fax: (08) 8284 1293  
PO Box 77, Salisbury South BC SA 5106  
Warehouse: Churchill Rd North, Cavan SA  
Phone: **1300 720 185**

**Western Australia**  
Fax: (08) 9467 0570  
PO Box 1677, Canning Vale DC WA 6970  
Warehouse: Kurnall Road, Welshpool WA  
Email: [info@reflexinsulation.com.au](mailto:info@reflexinsulation.com.au)